







			TYPES							
			40	48	60	80	HT-80	100	130	200
<b>NOMINAL DENSITY</b>	ISO 845	Kg/m <sup>3</sup>	40	48	60	80	80	100	130	200
<b>THERMAL CONDUCTIVITY COEFF.</b>	ISO 830	W/m K	0,031	0,031	0,031	0,033	0,033	0,035	0,039	0,048
<b>THERMAL CURVING / BENDING STABILITY</b>	DIN 53424	°C	80	80	85	85	100	90	95	100
<b>MINIMUM TEMPERATURE TESTED</b>		°C	-200	-200	-200	-200	-200	-200	-200	-200
<b>THERMAL EXPANSION COEFF.</b>		x10-6°C	40	40	40	35	35	35	30	25
<b>COMPRESSIVE MODULUS</b>	ISO 844	N/mm <sup>2</sup>	37	44	67	97	96	121	183	300
<b>COMPRESSIVE STRENGTH</b>	ISO 844	N/mm <sup>2</sup>	0,52	0,62	0,98	1,60	1,63	2,05	3,22	5,07
<b>TENSILE MODULUS</b>	ASTM D1623	N/mm <sup>2</sup>	68	71	100	146	138	162	227	358
<b>TENSILE STRENGTH</b>	ASTM D1623	N/mm <sup>2</sup>	0,71	0,98	1,82	2,74	2,84	3,18	4,35	6,26
<b>SHEAR MODULUS</b>	ISO 1922	N/mm <sup>2</sup>	15	16	21	30	29	36	55	77
<b>SHEAR STRENGTH</b>	ISO 1922	N/mm <sup>2</sup>	0,47	0,52	0,79	1,20	1,26	1,48	2,44	3,44
<b>SHEAR ELONGATION AT BREAK</b>	ISO 1922	%	6	7	18	19	32	25	32	35
<b>FLEXURAL MODULUS</b>	ISO 1209	N/mm <sup>2</sup>	24	32	40	70	70	80	120	160
<b>BENDING STRENGTH</b>	DIN 53423	N/mm <sup>2</sup>	0,6	1,0	1,4	2,1	2,1	2,5	3,0	3,5
<b>STYRENE ABSORPTION</b>		g/m <sup>2</sup>	< 10	< 10	< 10	< 10	< 10	< 10	< 10	< 10
<b>WATER ABSORPTION</b>	ASTM 272	Kg/m <sup>2</sup>	0,09	0,09	0,07	0,06	0,06	0,04	0,03	0,02
<b>HDT</b>	DIN 53424	°C	100	115	125	125	135	125	125	n/a
<b>STANDARD DIMENSIONS</b>		mm	1330x2850	1270x2730	1150x2450	1020x2180	1005x2150	950x2050	850x1900	750x1600
<b>SMALL DIMENSIONS</b>		mm			1150x160	1080x150		950x1000		

## CELLFOAM FINISHING



### GR 2

Grooves:  
 20x20 mm cut: 2 mm  
 30x30 mm cut: 0.5 mm  
 40x40 mm cut: 0.8 mm

### GR 1

Grooves:  
 20 mm cut: 2 mm  
 30 mm cut: 0.5 mm  
 40 mm cut: 0.8 mm

### FLEX

Squares:  
 20x20 mm cut: 2 mm  
 30x30 mm cut: 0.5 mm  
 40x40 mm cut: 0.8 mm

### PF

Perforated:  
 Diameter: 2 mm

### GR 2 + PF

Squares:  
 20x20 mm cut: 2 mm  
 30x30 mm cut: 0.5 mm  
 40x40 mm cut: 0.8 mm  
 Perforated:  
 diameter 2 mm

### SCRIM

Squares:  
 20x20 mm cut: 2 mm  
 30x30 mm cut: 0.5 mm  
 40x40 mm cut: 0.8 mm

### SCRIM + PF

Squares:  
 20x20 mm cut: 2 mm  
 Perforated:  
 diameter 2 mm in the  
 middle of each cut

### DESCRIPTION

Is a lightweight, closed-cell PVC foam designed for universal use in sandwich structures. Ideally suited for both static and dynamic loading, it is compatible with all resin systems. Its excellent stiffness, high strength-to-weight ratio and toughness make it suitable for a wide range of sandwich applications. It can be easily cut with a knife (similar to plasterboards), shaped easily, for example with wood shaping tools, smoothed with sandpaper and can be thermoformed into curves.

Also available perforated (with holes) and grooved (with carved channels). The perforation and grooves are specifically designed and optimized to facilitate fast resin flow in the infusion/injection process. The perforation allows the resin to pass easily through the foam to the underside, while the grooves distribute the resin flow effectively.

The HT type is suitable for high temperature applications. For example, it can be used for autoclave prepreg sandwich curing at 120°C and 3 bar pressure. Higher temperature and pressure applications are possible, depending on the tolerance for potential partial collapse (collapse refers to a reduction in thickness without implying a loss of mechanical properties).

Note: Technical information furnished is based on laboratory findings and believed to be correct. No warranties of any kind are made except that the materials supplied are of standard quality. All risk and liabilities arising from handling, storage and use of products, as well as compliance with applicable legal restrictions, rests with the user.